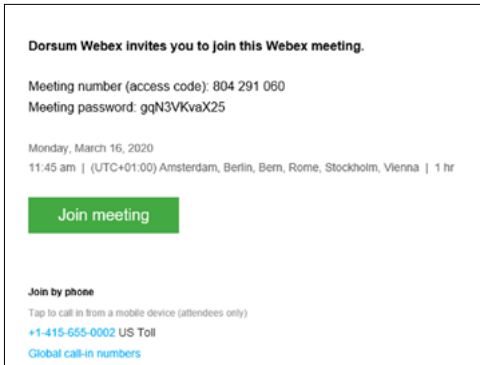
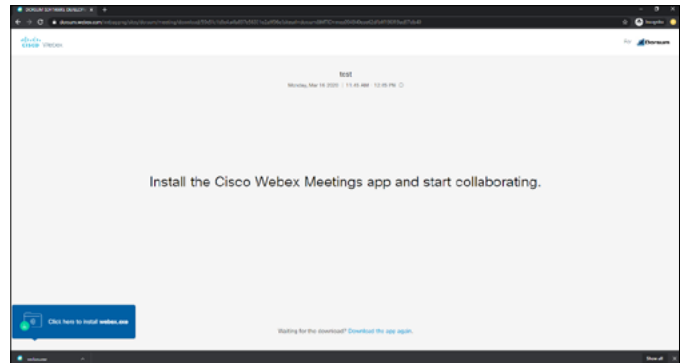


How to join a Webex call

1. Please open your meeting request and click on the Join the meeting link.

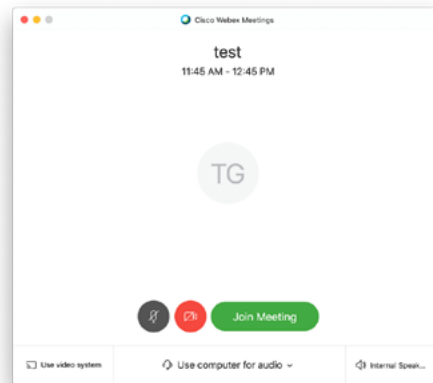
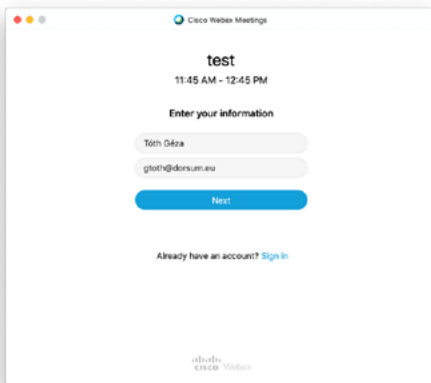


2. Install the Webex app, it will download and start the installation process automatically.



3. The app will automatically make all the necessary installation processes in the background, but if it doesn't start, please click on the downloaded file and start the installation manually.

4. After the installation, the app will open. Now you can enter your information and join the meeting.



Dorsum Co. Ltd.

Email: info@dorsum.eu

Telephone: +36 1 4873030

H-1012 Budapest, Logodi str. 5-7.

[f/dorsum.software](https://www.facebook.com/dorsum.software) [in/company/dorsum](https://www.linkedin.com/company/dorsum)

www.dorsum.eu

