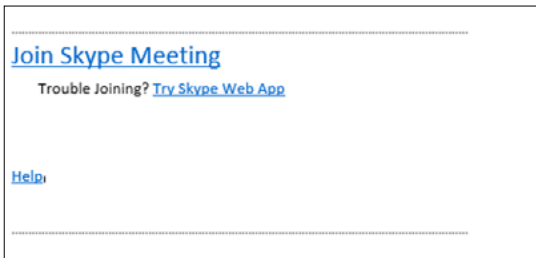
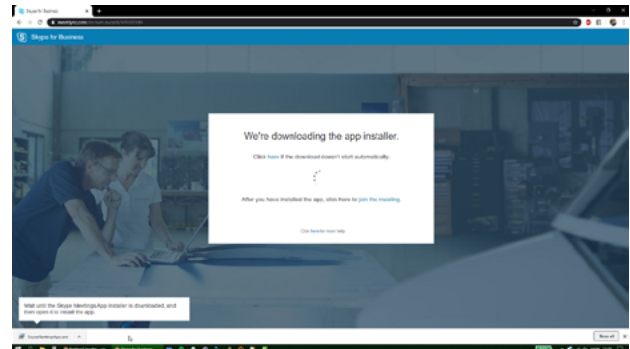
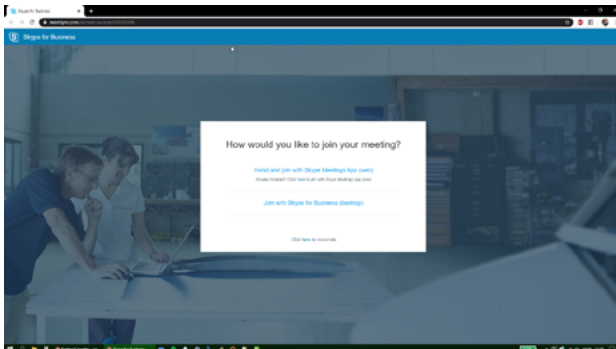


How to use the Skype Meetings app (web)

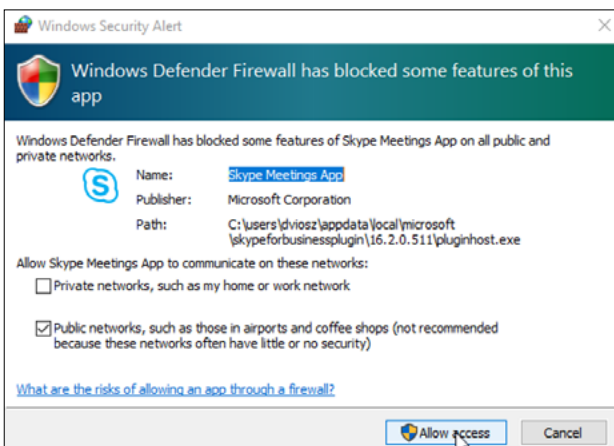
1. Click on the link in the meeting request



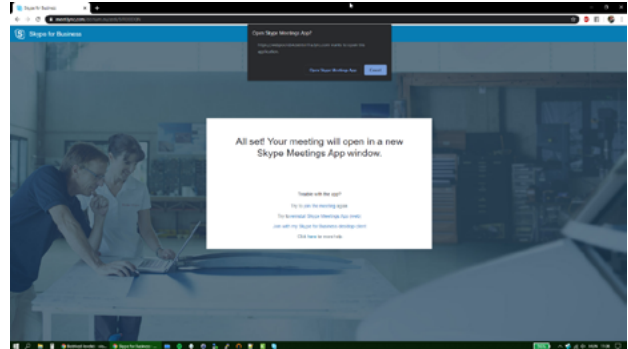
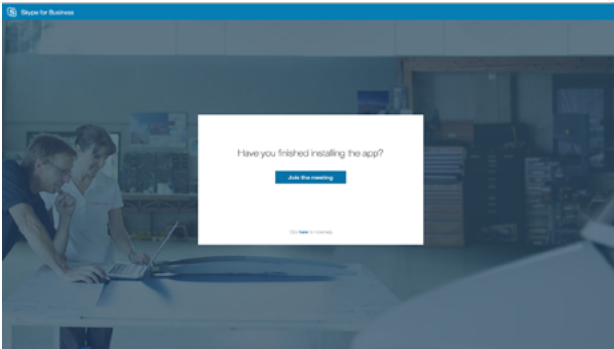
2. Open the Skype meeting web page in your browser. It will ask you to install Skype Meetings App (web) application. Please note that if you have Skype for Business app you will still need to install the Skype Meeting App (web), the meeting won't work with Skype for Business app. Please click on Install and join.



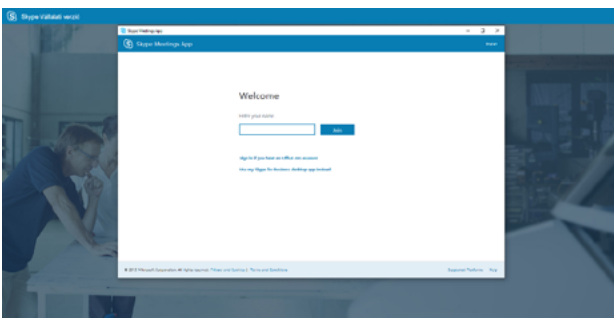
3. Start the installation process and follow the steps. It will automatically install itself.



4. If you finished installing the app, please go back to your browser and click on Join the meeting and open the newly installed app.



5. Join the meeting as a Guest, there is no need to register.



Dorsum Co. Ltd.

Email: info@dorsum.eu

Telephone: +36 1 4873030

H-1012 Budapest, Logodi str. 5-7.

[f/dorsum.software](https://www.facebook.com/dorsum.software) [in/company/dorsum](https://www.linkedin.com/company/dorsum)

www.dorsum.eu

